



Sustaining Future Farms in Louisiana Application Form



2023

Participant Info

Spring Summer Fall

Name: _____

Address: _____

Email: _____

Phone #: _____

Age/DOB: _____

Employment
Status: _____

Selective Service N/A
Registration: _____
Number: _____

Eligibility

Must provide a copy of ID

Veteran
 Energy Extraction Worker (Oil & Gas)

Dislocated Worker
(Individual who became unemployed through job loss, mass layoffs, global trade dynamics, or transitions in economic sectors)

Incumbent Worker
(Individual who requires education and/or a skill necessary to retain current employment or advance in career)

Program Trainings

Required

Ag Training Pathways:

(Choose one)

- Cattle
- Farming/Aquaculture
- Commercial Drone Operator
- Certified Crop Adviser

Optional

Intro to Agriculture Yes

AGRI-1001: No

Online, 1 credit hour course

Optional

Lean Six Sigma Yes

Online Project leadership & management training No

Paid Internships

I am not interested
in paid work
opportunities

Optional

**Coastal Plains Meat
Company**

Eunice, LA

Explore and gain training in a meat distributor and packaging plant. Shadow a butcher, learn about sales and marketing, and more.

Supreme Rice, LLC

Crowley, LA

Explore and gain training in a rice mill and packaging facility. Learn about rice milling processes, sales and branding, packaging, forklift training, and more.

3rd Day Gardens

Eunice, LA

Explore and gain training in nurseries and community gardens. Learn about greenhouse plantings, nursery care, sales and networking, and more.

**Main Street Meal
Preps**

**LSUA, LSUE, &
Lafayette, LA**

Explore and gain training as a farmer's market vender. Learn about produce and commodity sales, economics, and more.

**R&D Research Farm,
Inc.**

Washington, LA

Explore and attend to agricultural research trials in crops, pesticides, soil studies, environmental management, and more.

Associates of Science in Agriculture

Optional



After completing the program, students who enroll, or are enrolled, in the Associate of Science in Agriculture degree at LSUE are awarded a \$1000.00 scholarship.

- I am interested in this scholarship
- I am not interested in this scholarship

Additional Services

Optional

I am not interested in
any supportive services

- Resume Building
- Mock Job Interviews
- Initial Assessment of Skills Levels
- Career Planning and Counseling
- Job Placement Assistance
- Entrepreneurial Skills Training
- Labor Market Information

The Ag program will begin with a program orientation at the start of your chosen session (Spring, Summer, or Fall), and a participant handbook will be send out with more information on trainings and future meet-ups for the program. Bi-weekly meetings and quarterly meetings will be scheduled to assess how you are doing in the program, where you are in your training, and if you need any help moving forward.

If interested in enrolling into the Sustaining Future Farms in Louisiana program, please complete this application form. If interested in taking the AGRI-1001 course, see attached on how to apply to LSUE as an online student.

**Send
Completed
Form To:**

**Caitlin deNux
Program Manager
cdenix@lsue.edu**

Have a question about Admissions at LSUE?

Contact their office at:

337.550.1329

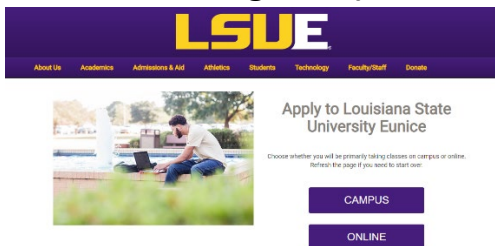
admissions@lsue.edu

Steps for Enrolling at LSUE as an Online Student

1. Go to www.lsue.edu

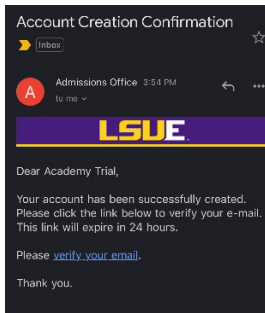


2. On the top of the home page, click **Apply**.
3. Click **Online Programs (at the bottom of the page)**.

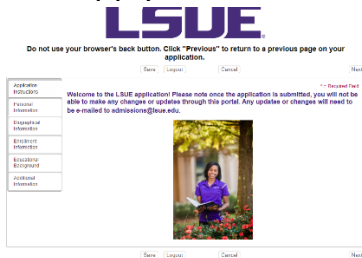


4. Click **the semester you are applying for**.
5. Click **Apply Here**
6. Create an Account. (Write down your username and password and save it.)

- a. Choose a Username.
 - b. Type your First Name
 - c. Type your Last Name
 - d. Type your Personal Email
 - e. Type your City
 - f. Type your Zip code
 - g. Create a Password
 - h. Retype your Password
7. Verify your email address using the email sent to your personal email address.



8. Once you create your account. Return to the Application Self-Service Center (click Apply on the LSUE homepage) to complete your LSUE application.



9. Click on **Personal Information** and complete all information. (Click SAVE after)

10. Click on **Biographical Information** and complete all information. (Click SAVE after)

11. Click on **Enrollment Information** and complete all information. (Click SAVE after)

Enrollment Information

- Application Type: Regular
- Select "visiting" if you are only attending one semester at LSUE, only to transfer a course to your home institution.
- Campus Applying: High School Dual Enroll
- Major: High School Dual Enroll
- Student Type: High School Dual Enroll

Certification

STUDENT CERTIFICATION

By checking the Student Certification box below, I understand that, once registered in an LSUE class, I am an LSUE student subject to all rules, policies, and procedures required for all LSUE students as published in the LSUE Catalog, Student Handbook, Code of Student Conduct, and other official announcements.

I understand that I am enrolling as an LSUE Academy or Dual Enrollment Student at LSUE. If I desire to enroll at LSUE after high school graduation as a regular, degree-seeking student, I must apply for admission as a regular student.

I understand that the high school and college grades are earned in LSUE Academy, or a Dual Enrollment course will be used by other programs, including TOPS, to determine my continuing eligibility for those programs.

I hereby authorize my high school authorities, my school district authorities, and LSUE to exchange and discuss my academic records for any purposes related to my eligibility for, documentation to, or participation at LSUE.

I understand that it is my responsibility to OFFICIALLY WITHDRAW from any class I decide not to complete by LSUE's published deadlines.

Student Approval

I certify that I am the student applicant and that I understand and agree to the above terms.

PARENT CERTIFICATION
(for students under 18 years of age)

As a legal guardian, I grant permission to allow this student to receive credit from LSUE.

I understand that the grades my dependent earns will be on a permanent college transcript of record and will be used by other programs, including TOPS, to determine continuing eligibility for those programs.

I acknowledge that it is my dependent's responsibility to follow published LSUE guidelines if it becomes necessary to OFFICIALLY WITHDRAW from a class.

I hereby authorize authorities from my dependent's high school, my dependent's school district, and LSUE to exchange and discuss my dependent's academic and student records for any purposes related to my dependent's eligibility for, documentation pertaining to, or participation at LSUE.

Enrollment Information

- Application Type: Regular
- Select "visiting" if you are only attending one semester at LSUE, only to transfer a course to your home institution.
- Campus Applying: High School Dual Enroll
- Major: Associate Arts LA Transfer
- Student Type: LSUE Academy

Certification

STUDENT CERTIFICATION

By checking the Student Certification box below, I understand that, once registered in an LSUE class, I am an LSUE student subject to all rules, policies, and procedures required for all LSUE students as published in the LSUE Catalog, Student Handbook, Code of Student Conduct, and other official announcements.

I understand that I am enrolling as an LSUE Academy or Dual Enrollment Student at LSUE. If I desire to enroll at LSUE after high school graduation as a regular, degree-seeking student, I must apply for admission as a regular student.

I understand that the high school and college grades are earned in LSUE Academy or a Dual Enrollment course will be used by other programs, including TOPS, to determine my continuing eligibility for those programs.

I hereby authorize my high school authorities, my school district authorities, and LSUE to exchange and discuss my academic records for any purposes related to my eligibility for, documentation to, or participation at LSUE.

I understand that it is my responsibility to OFFICIALLY WITHDRAW from any class I decide not to complete by LSUE's published deadlines.

Student Approval

I certify that I am the student applicant and that I understand and agree to the above terms.

PARENT CERTIFICATION
(for students under 18 years of age)

As a legal guardian, I grant permission to allow this student to receive credit from LSUE.

a. Application Type – **Regular** (If you would like to continue taking classes at LSUE after completing the program)

Visiting (If you are interested in taking only the Intro to Agriculture AGRI-1001 course)

b. Major – **Your choice**. If applying for the program scholarship, you must choose **Associate of Science in Agriculture**.

c. Campus Applying – **LSUE**

d. Student type – **First Time Freshman** (If you have completed high school but never have attended college)

Re-entry (Attended LSUE before)

Transfer (If you attended another college and received college credits from that college)

12. Click on **Educational Background** (Click SAVE after)

High School History

Begin typing the name of your school and choose potential matches. If your school is not listed select "Unlisted School".

High School Name:

Click to search

If you earned a GED or HSAT please type GED or HSAT as the school name. If your high school is not listed, type in "Unlisted" then enter your high school's information in the boxes below.

Student Type:

Only select "Not Graduated" if you do not plan on earning a high school diploma or GED.

Graduation Date:

If you have not yet graduated, please put expected graduation date:

Unlisted High School Name:

If you selected Unlisted School, please enter your school name:

School City: School State:

[Add Another Response](#)

Higher Education

Have you attended or received college credits?

Did you take college courses while in high school (dual enrollment) or after graduating high school other than from LSUE?

Previous Save Logout Cancel Next

a. High School – type the name of your school to search then click the school name.

b. Diploma Type – **High School Diploma**

c. Graduation Date – **Day you graduated**


d. Higher Education – Have you taken Dual Enrollment courses while in high school? If yes, fill out the **College History** section that will drop down. Naming the college and transcripts you received. If no, click Next.

13. Click on **Additional Information** and complete information. (Click SAVE after)

The screenshot shows the 'Additional Information' section of the LSUE Admissions application form. It includes several required fields with dropdown menus and checkboxes. The fields are:

- Placement Testing:** A dropdown menu for 'Have you taken the ACT or SAT within the last 5 years?' with a note: 'In order to be considered for placement, your scores must have been taken within the last 5 years.'
- Other Information:** A dropdown menu for 'Disciplinary Action' with a note: 'Have you ever been suspended or dismissed for disciplinary reasons from a college or university?'
- Convicted of sex crime:** A dropdown menu.
- History of sexual violence, rape, or sexual battery:** A dropdown menu.
- Parent Educational History:** A dropdown menu with a note: 'What is the highest level of education that your parent(s) have completed?'
- Immunizations:** A section with a detailed waiver text and a dropdown menu for 'Immunization Waiver' with 'Yes' selected.

14. Click **Submit** after completing the entire application.



15. Check your personal email for a confirmation email from LSUE Admissions.

