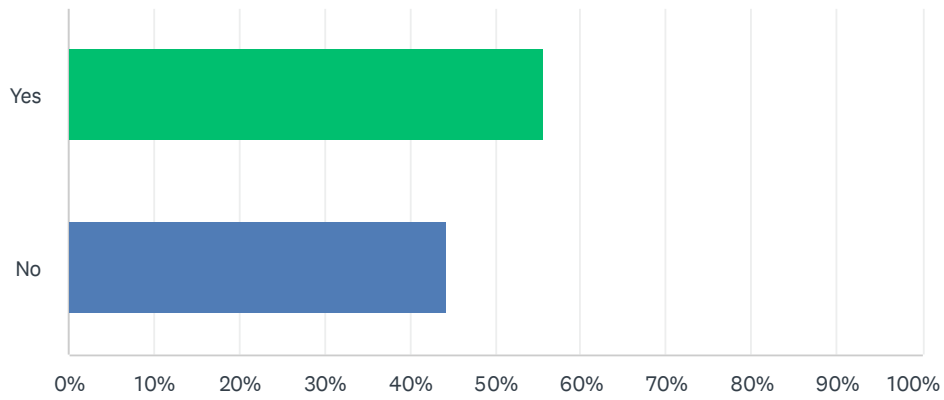


Q1 Do you work more than 20 hours a week?

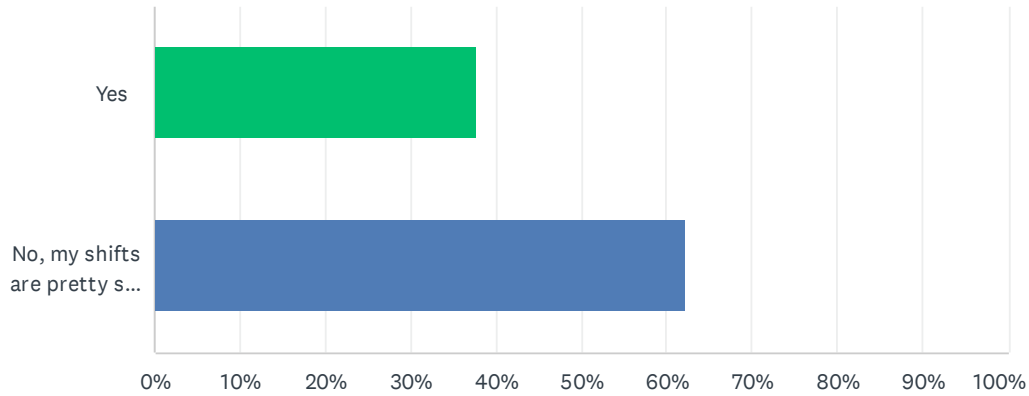
Answered: 391 Skipped: 0



ANSWER CHOICES	RESPONSES	
Yes	55.75%	218
No	44.25%	173
TOTAL		391

Q2 If you work, do you experience regular changes in your shift or the number of hours?

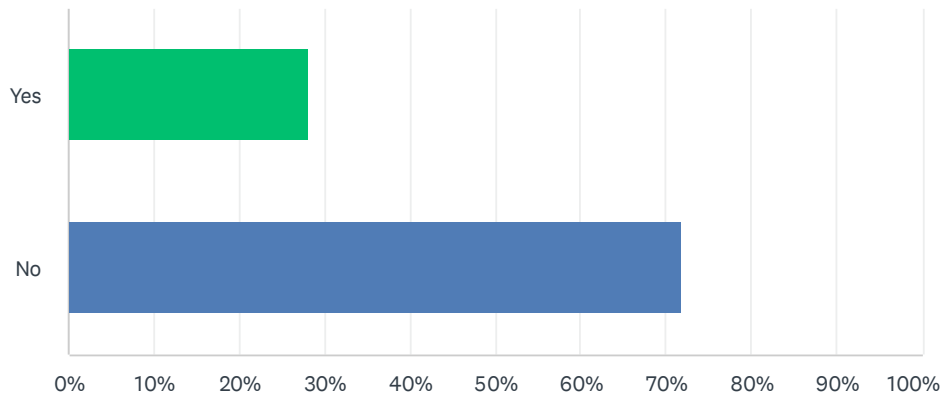
Answered: 374 Skipped: 17



ANSWER CHOICES	RESPONSES	
Yes	37.70%	141
No, my shifts are pretty set each week	62.30%	233
TOTAL		374

Q3 Do you have children?

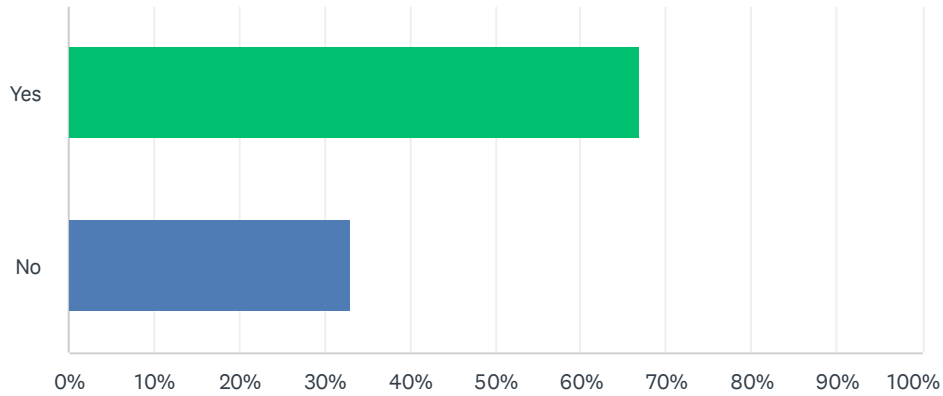
Answered: 390 Skipped: 1



ANSWER CHOICES	RESPONSES	
Yes	28.21%	110
No	71.79%	280
TOTAL		390

Q4 Would you say that you live paycheck to paycheck? In other words, do you need to work to support yourself and/or your family on a daily basis?

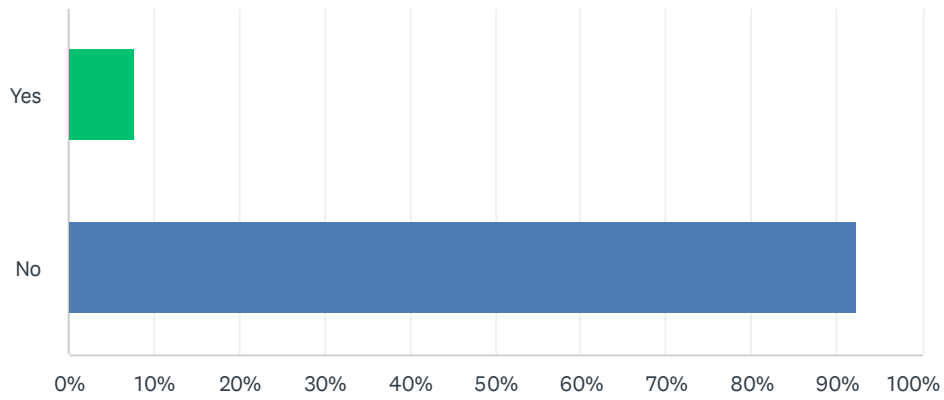
Answered: 391 Skipped: 0



ANSWER CHOICES	RESPONSES	
Yes	67.01%	262
No	32.99%	129
TOTAL		391

Q5 Do you receive income-based public assistance?

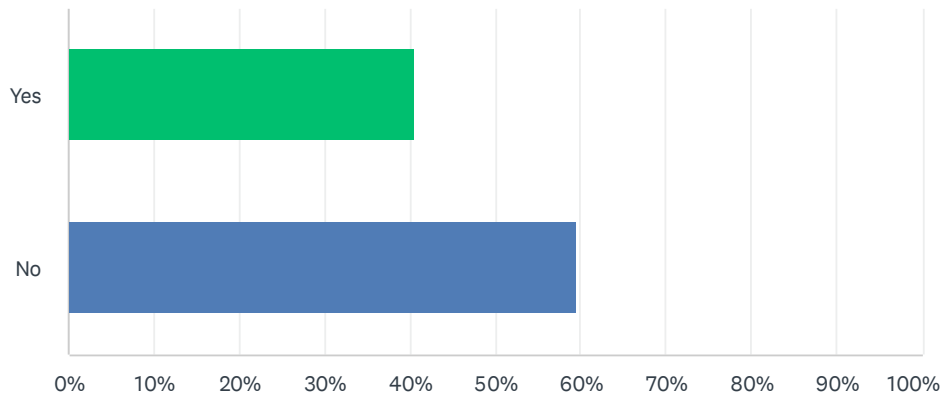
Answered: 389 Skipped: 2



ANSWER CHOICES	RESPONSES	
Yes	7.71%	30
No	92.29%	359
TOTAL		389

Q6 Do you feel like you are carrying too much debt?

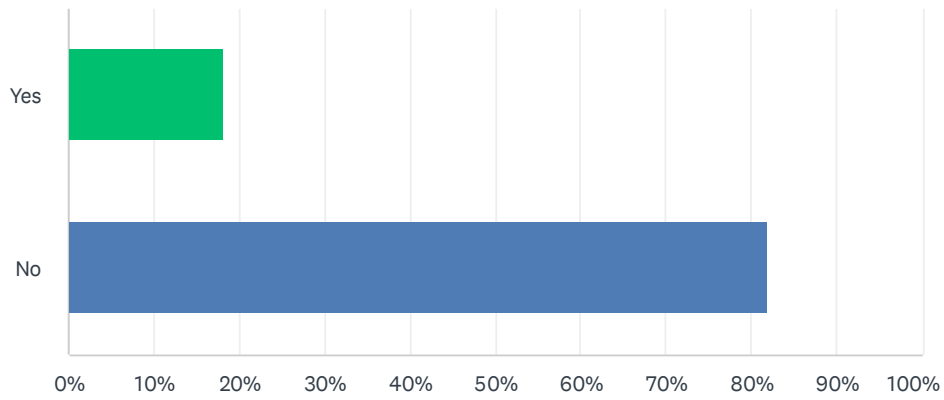
Answered: 390 Skipped: 1



ANSWER CHOICES	RESPONSES	
Yes	40.51%	158
No	59.49%	232
TOTAL		390

Q7 Do you struggle to feed yourself and/or your family?

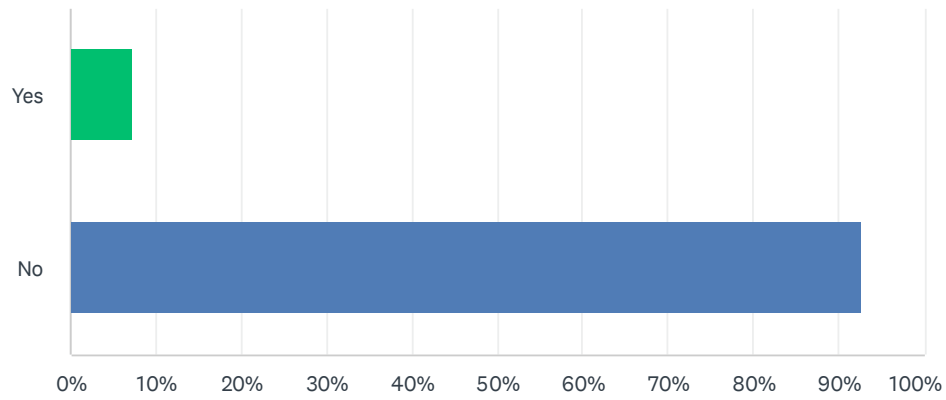
Answered: 391 Skipped: 0



ANSWER CHOICES	RESPONSES	
Yes	18.16%	71
No	81.84%	320
TOTAL		391

Q8 Do you have unstable living conditions?

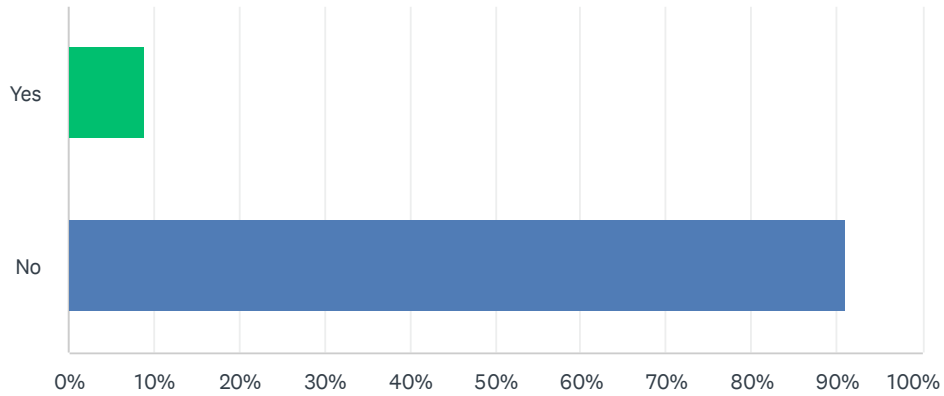
Answered: 391 Skipped: 0



ANSWER CHOICES	RESPONSES	
Yes	7.16%	28
No	92.84%	363
TOTAL		391

Q9 Do you have a disability or other health concern for which you may want/need assistance?

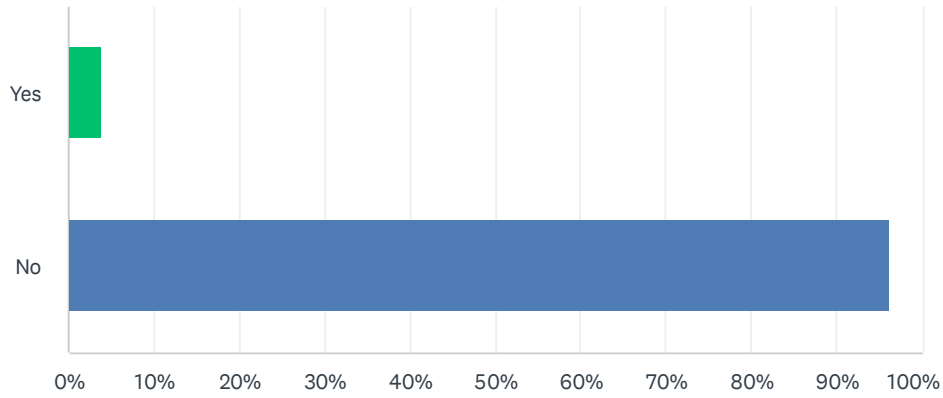
Answered: 390 Skipped: 1



ANSWER CHOICES	RESPONSES	
Yes	8.97%	35
No	91.03%	355
TOTAL		390

Q10 Do you come from a household where English is not the family's first language?

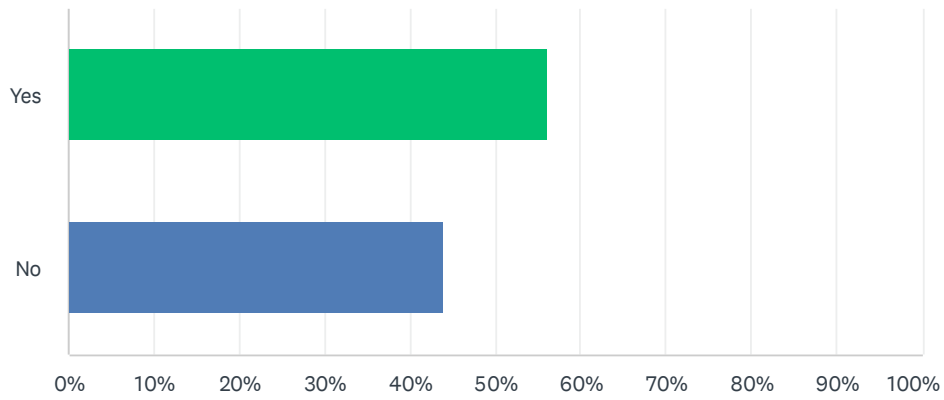
Answered: 389 Skipped: 2



ANSWER CHOICES	RESPONSES	
Yes	3.86%	15
No	96.14%	374
TOTAL		389

Q11 Does anyone in your immediate family have a college degree?

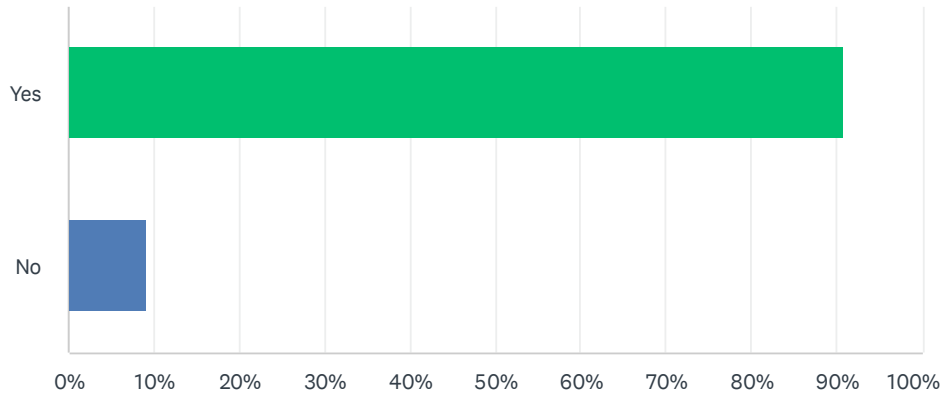
Answered: 390 Skipped: 1



ANSWER CHOICES	RESPONSES	
Yes	56.15%	219
No	43.85%	171
TOTAL		390

Q12 Do you know what career you want to pursue?

Answered: 391 Skipped: 0



ANSWER CHOICES	RESPONSES	
Yes	90.79%	355
No	9.21%	36
TOTAL		391